








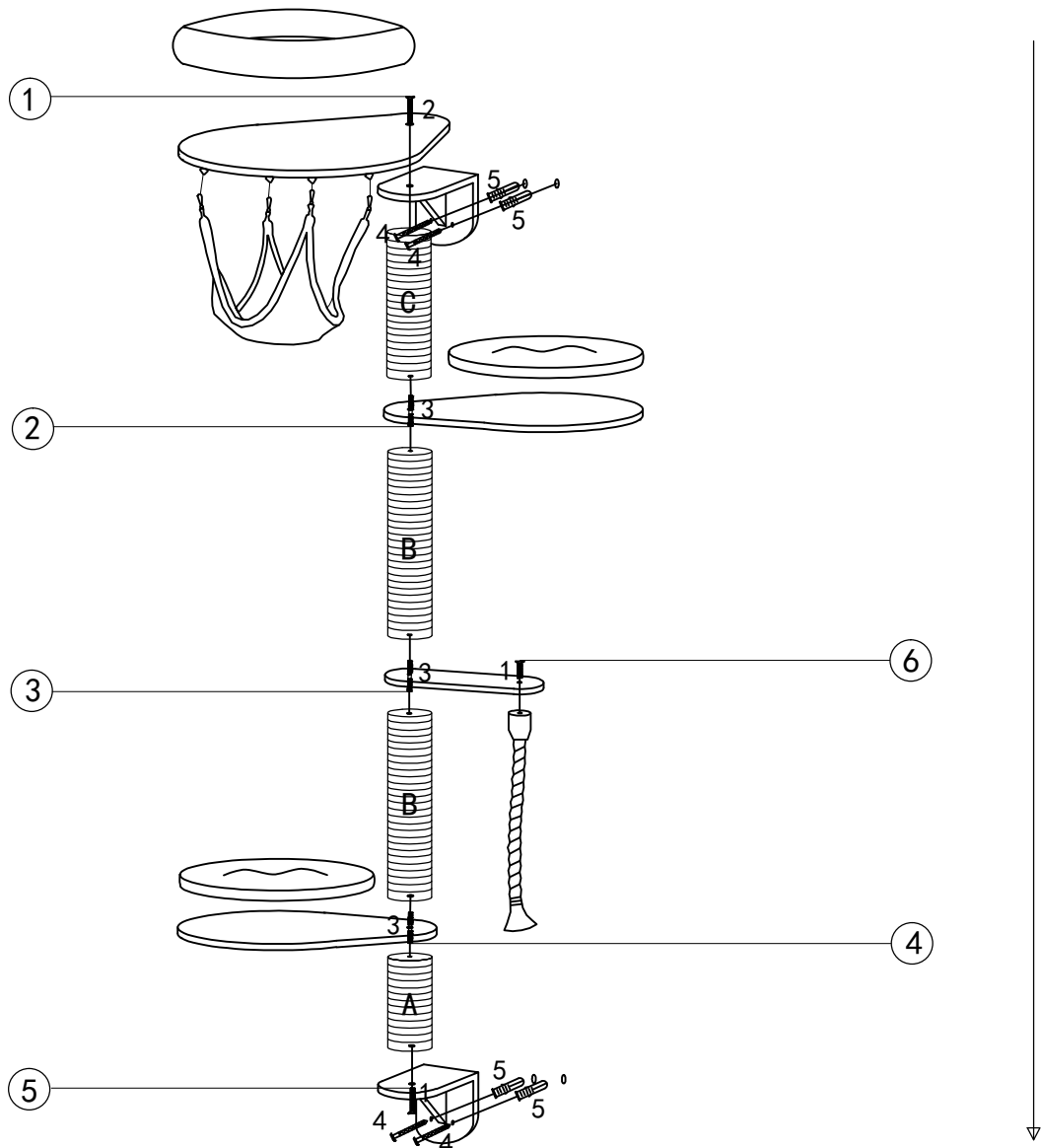


Teile / Parts List

1	2	3	4	5	6	A	B	C
								
M8*35mm 2 PCS	M8*60mm 1 PC	M8*80mm 3 PCS	M3.5*50mm 4 PCS	« , l (Sa a 4 PCS	1 PC	D9.0*20cm 1PC	D9.0*40cm 2 PCS	D9.0*30cm 1 PC



Bitte halten Sie die Reihenfolge der Arbeitsschritte 1,2,3,... von der Skizze ein.

Pls follow the sequence of the workflow 1,2,3,... as you can see on the draft.